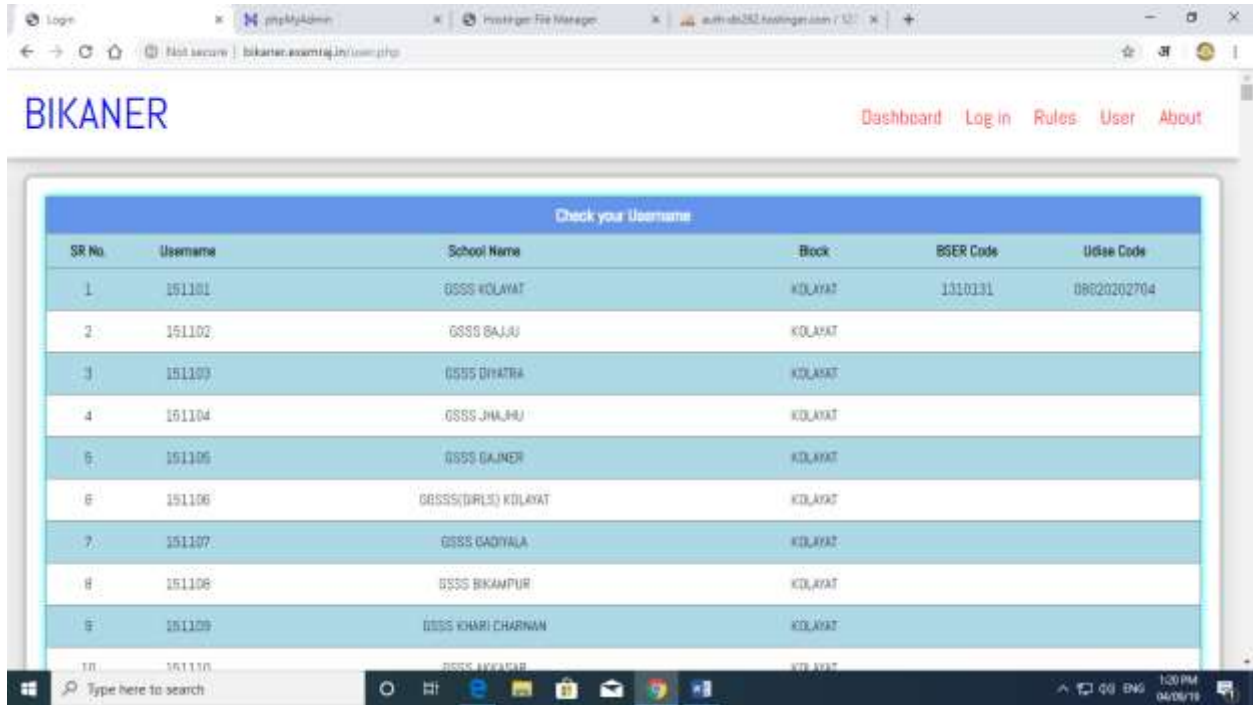


USER MANUAL

bikaner.examraj.in

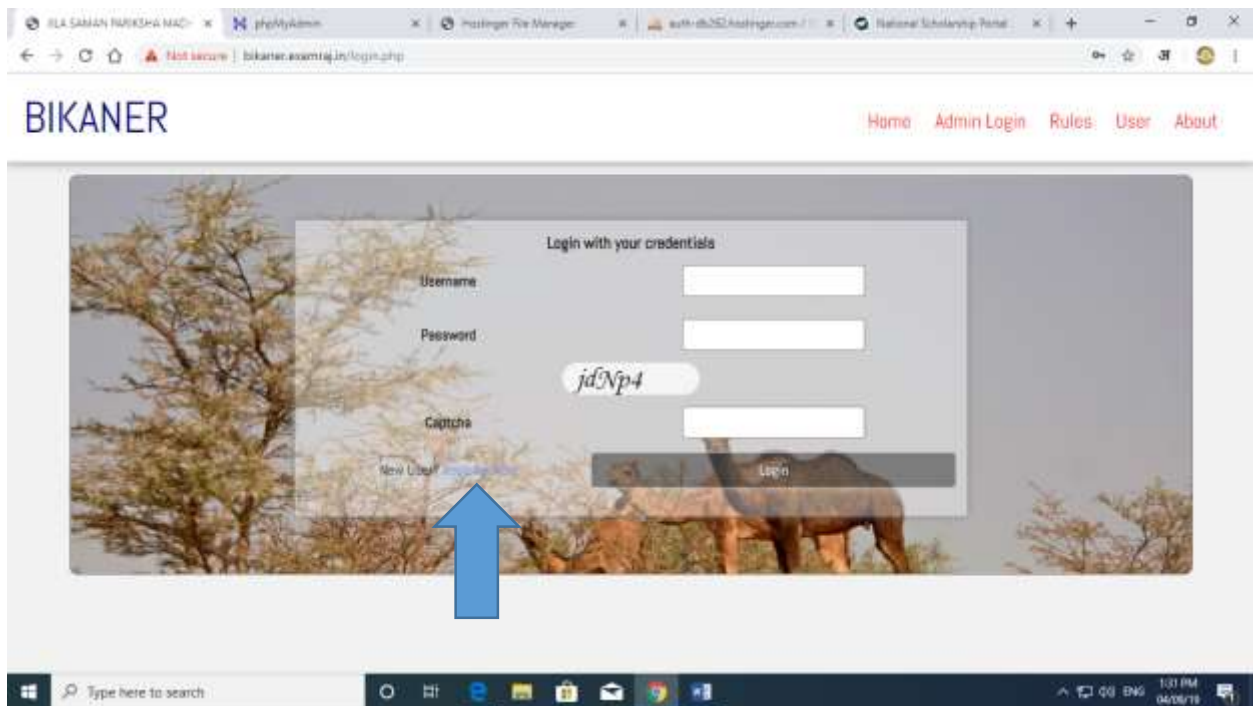


The screenshot shows a web browser window with the URL bikaner.examraj.in/user.php. The page title is "BIKANER" and there are navigation links for "Dashboard", "Log in", "Rules", "User", and "About". The main content is a table titled "Check your Username" with the following data:

SR No.	Username	School Name	Block	BSEB Code	UIDse Code
1	151101	GSSS KOLAYAT	KOLAYAT	1310331	0902020704
2	151102	GSSS BAJU	KOLAYAT		
3	151103	GSSS DHYATRA	KOLAYAT		
4	151104	GSSS JHALHU	KOLAYAT		
5	151105	GSSS GAINER	KOLAYAT		
6	151106	GSSS(DRIS) KOLAYAT	KOLAYAT		
7	151107	GSSS GADWALA	KOLAYAT		
8	151108	GSSS BIKAMPUR	KOLAYAT		
9	151109	GSSS KHARI CHARNAM	KOLAYAT		
10	151110	GSSS MIVANUR	KOLAYAT		

सर्वप्रथम user tab से अपना Username प्राप्त करें और home पर जाएँ।

होम पेज पर login पर क्लिक करें। नया user तीर द्वारा प्रदर्शित register now पर क्लिक करें।



रजिस्टर पेज पर अपनी entries करें। email सावधानी से भरें क्योंकि पासवर्ड email पर ही आएगा और यह आपका स्थायी पासवर्ड है।

The screenshot shows a web browser window with the URL bikaner.examtaj.in/register.php. The page title is "BIKANER" and there are navigation links for "Home", "Log in", "Rules", "User", and "About". The main content is a registration form titled "Registrar" with the following fields:

Field Name	Value
User Name	121182
Name of School Head	Manoj Kumar
Mobile No (School Head)	9434912833
Mobile No (Exam Incharge)	1554320633
UDSE Code	0800120704
BDER Code	1310121
Email (School)	exam@bikaner.in
School Type	
School Standard	

At the bottom of the form, there are buttons for "Back" and "Next", and a "Submit" button. The background of the form is a photograph of a camel in a desert landscape.

BLA SAMAN NIKKSHA MADH... x phpMyAdmin x with-66262... x Postings File Manager x +

Not secure | bikaner.esamraj.in/register.php

BIKANER

bikaner.esamraj.in says
Registration Successful. Please check your email id for password

[Home](#) [Log in](#) [Rules](#) [User](#) [About](#)

Register

User Name

Name of School Head

Mobile No (School Head)

Mobile No (Exam Incharge)

UDISE Code

BSEER Code

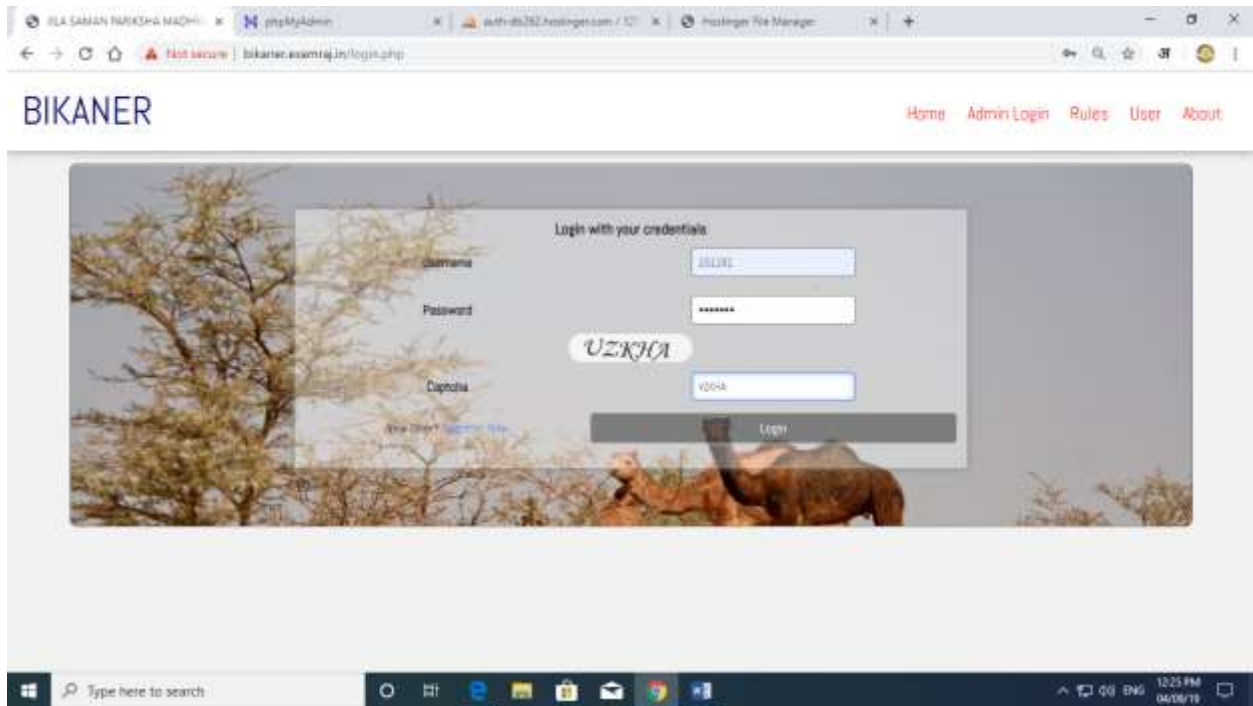
Email (School)

School Type

School Standard

12:23 PM 04/05/19

login पेज पर अपने username और पासवर्ड भरें।



यह आपका डैशबोर्ड है। Students Class Wise पर क्लिक करें।

BIKANER

Dashboard Rules User About Logout

Quick Links

Students Class Wise

School Profile

GSSS KOLAYAT

User ID :151101
Block :KOLAYAT
Udise Code :08020202704
Head of School:Manoj Kumar
School Type :senior sec
Head of school's contact: 9414512833
Exam Incharge' contact : 1555220833

निम्न पेज प्रदर्शित होगा। Edit No of Students पर क्लिक करें।

The screenshot shows a web browser window with the URL <http://bikaner.eamraj.in/vstg1.php>. The page title is "BIKANER" and the main content is a "Students Report" table. The table has a header row with columns: Date, SS, ST, SC, SD, and Total. Below the table, there are two buttons: "Edit No of Students" and "Lock Number of Students". A blue arrow points to the "Edit No of Students" button.

Date	SS	ST	SC	SD	Total
1					0
2					0
3					0
4					0
5					0
6					0
7					0
8					0
9					0
10					0
11					0
12					0

विद्यार्थी संख्या का सावधानी से मिलान कर lock करें। इसके बाद केवल बोर्ड परीक्षा में supplementary उत्तीर्ण विद्यार्थियों की एंट्री ही संभव होगी।

The screenshot shows a web browser window with the URL `bikanerexamrajiv.virtuphp`. The page title is "BIKANER" and the main content is a "Students Report" table. The table has 10 columns: Roll No., Name, and four pairs of columns for different exam scores (e.g., 1st, 2nd, 3rd, 4th). Below the table, there is a "Print Report" button with a blue arrow pointing to it. The Windows taskbar is visible at the bottom, showing the time as 12:29 PM on 04/08/18.

विद्यार्थी संख्या locked प्रदर्शित है।

BIKANER [Dashboard](#) [Rules](#) [User](#) [About](#) [Logout](#)

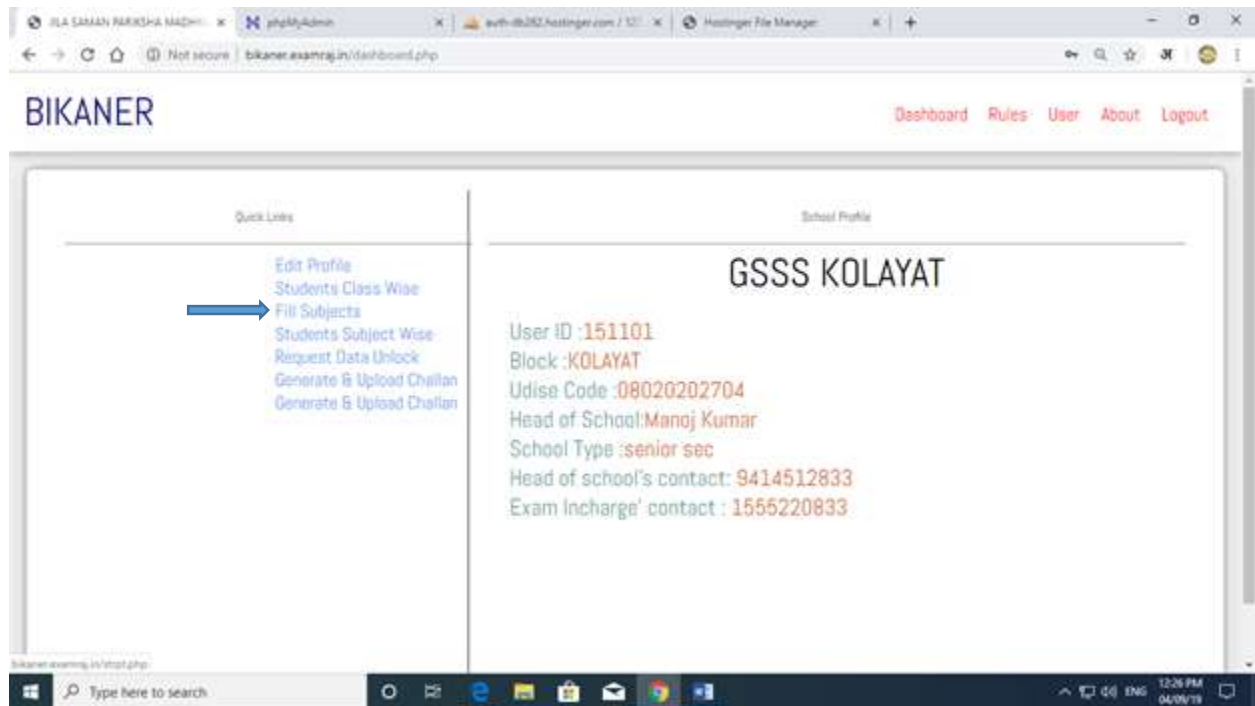
Students Report

Date	IC		IT		IC		ITN		Total
	Item	Qty	Item	Qty	Item	Qty	Item	Qty	
1	1	1	1	1	1	1	1	1	8
2	2	2	2	2	2	2	2	2	16
3	3	3	3	3	3	3	3	3	24
4	4	4	4	4	4	4	4	4	32
5	5	5	5	5	5	5	5	5	40
6	6	6	6	6	6	6	6	6	48
7	7	7	7	7	7	7	7	7	56
8	8	8	8	8	8	8	8	8	64
9	9	9	9	9	9	9	9	9	72
10	10	10	10	10	10	10	10	10	80
11	11	11	11	11	11	11	11	11	88
12	12	12	12	12	12	12	12	12	96

New data to be added manually. Process locked Data from Dashboard.

Windows taskbar: Type here to search, 12:29 PM, 04/07/23

विद्यालय में संचालित विषयों की एंट्री करने के लिये
Fill Subjects पर क्लिक करें।



The screenshot displays the Bikaner School Management System dashboard. The page is titled "BIKANER" and includes navigation links for "Dashboard", "Rules", "User", "About", and "Logout". The main content area is divided into two sections: "Quick Links" and "School Profile".

Quick Links:

- Edit Profile
- Students Class Wise
- Fill Subjects (highlighted with a blue arrow)
- Students Subject Wise
- Request Data Unlock
- Generate & Upload Challan
- Generate & Upload Challan

School Profile:

GSSS KOLAYAT

User ID :151101
Block :KOLAYAT
Udise Code :08020202704
Head of School:Manoj Kumar
School Type :senior sec
Head of school's contact: 9414512833
Exam Incharge' contact : 1555220833

The Windows taskbar at the bottom shows the search bar with "Type here to search", the system tray with icons for network, volume, and battery, and the date and time "12:26 PM 04/04/19".

विद्यालय में संचालित विषयों पर ही tick करें।

The screenshot displays the Bikaner Education Management System (BEMS) interface. At the top, the browser address bar shows the URL bikaner.examtaj.in/sub011.php. The page header includes the Bikaner logo and navigation links: [Dashboard](#), [Home](#), [User](#), [About](#), and [Logout](#). Below the header, the page title is "Welcome 2223 PTL-012".

The main content area features a table titled "Select Your Subjects". The table has a header row with columns: "Class", "Text Language / Optional Subjects", "Science", "Maths", "Physics", "Chemistry", "Biology", "History", "Geography", and "Art / Music / Physical Education". The table is divided into three sections for Class 11, each with a different background color: orange, yellow, and light blue. Each section contains rows for different subject combinations, with checkboxes in the "Text Language / Optional Subjects" column for selection.

Class	Text Language / Optional Subjects	Science	Maths	Physics	Chemistry	Biology	History	Geography	Art / Music / Physical Education
11	<input type="checkbox"/> Sanskrit	<input type="checkbox"/> Urdu	<input type="checkbox"/> Trade	<input type="checkbox"/> Trade	<input type="checkbox"/> Trade	<input type="checkbox"/> Trade	<input type="checkbox"/> Trade	<input type="checkbox"/> Trade	<input type="checkbox"/> Trade
	<input type="checkbox"/> Hindi	<input type="checkbox"/> English	<input type="checkbox"/> Biology	<input type="checkbox"/> Biology	<input type="checkbox"/> Biology	<input type="checkbox"/> Biology	<input type="checkbox"/> Biology	<input type="checkbox"/> Biology	<input type="checkbox"/> Biology
	<input type="checkbox"/> Hindi (C)	<input type="checkbox"/> Hindi (B)	<input type="checkbox"/> Accounts	<input type="checkbox"/> Accounts	<input type="checkbox"/> Accounts	<input type="checkbox"/> Accounts	<input type="checkbox"/> Accounts	<input type="checkbox"/> Accounts	<input type="checkbox"/> Accounts
	<input type="checkbox"/> Hindi (A)	<input type="checkbox"/> Hindi (A)	<input type="checkbox"/> Economics	<input type="checkbox"/> Economics	<input type="checkbox"/> Economics	<input type="checkbox"/> Economics	<input type="checkbox"/> Economics	<input type="checkbox"/> Economics	<input type="checkbox"/> Economics
	<input type="checkbox"/> P.E.	<input type="checkbox"/> P.E.	<input type="checkbox"/> Drawing	<input type="checkbox"/> Drawing	<input type="checkbox"/> Drawing	<input type="checkbox"/> Drawing	<input type="checkbox"/> Drawing	<input type="checkbox"/> Drawing	<input type="checkbox"/> Drawing
	<input type="checkbox"/> Music	<input type="checkbox"/> Music	<input type="checkbox"/> Art	<input type="checkbox"/> Art	<input type="checkbox"/> Art	<input type="checkbox"/> Art	<input type="checkbox"/> Art	<input type="checkbox"/> Art	<input type="checkbox"/> Art
11	<input type="checkbox"/> Hindi	<input type="checkbox"/> English	<input type="checkbox"/> Biology	<input type="checkbox"/> Biology	<input type="checkbox"/> Biology	<input type="checkbox"/> Biology	<input type="checkbox"/> Biology	<input type="checkbox"/> Biology	<input type="checkbox"/> Biology
	<input type="checkbox"/> Hindi (C)	<input type="checkbox"/> Hindi (B)	<input type="checkbox"/> Accounts	<input type="checkbox"/> Accounts	<input type="checkbox"/> Accounts	<input type="checkbox"/> Accounts	<input type="checkbox"/> Accounts	<input type="checkbox"/> Accounts	<input type="checkbox"/> Accounts
	<input type="checkbox"/> Hindi (A)	<input type="checkbox"/> Hindi (A)	<input type="checkbox"/> Economics	<input type="checkbox"/> Economics	<input type="checkbox"/> Economics	<input type="checkbox"/> Economics	<input type="checkbox"/> Economics	<input type="checkbox"/> Economics	<input type="checkbox"/> Economics
	<input type="checkbox"/> P.E.	<input type="checkbox"/> P.E.	<input type="checkbox"/> Drawing	<input type="checkbox"/> Drawing	<input type="checkbox"/> Drawing	<input type="checkbox"/> Drawing	<input type="checkbox"/> Drawing	<input type="checkbox"/> Drawing	<input type="checkbox"/> Drawing
	<input type="checkbox"/> Music	<input type="checkbox"/> Music	<input type="checkbox"/> Art	<input type="checkbox"/> Art	<input type="checkbox"/> Art	<input type="checkbox"/> Art	<input type="checkbox"/> Art	<input type="checkbox"/> Art	<input type="checkbox"/> Art
	<input type="checkbox"/> Sanskrit	<input type="checkbox"/> Urdu	<input type="checkbox"/> Trade	<input type="checkbox"/> Trade	<input type="checkbox"/> Trade	<input type="checkbox"/> Trade	<input type="checkbox"/> Trade	<input type="checkbox"/> Trade	<input type="checkbox"/> Trade

At the bottom of the table, there is a button labeled "All Subjects".

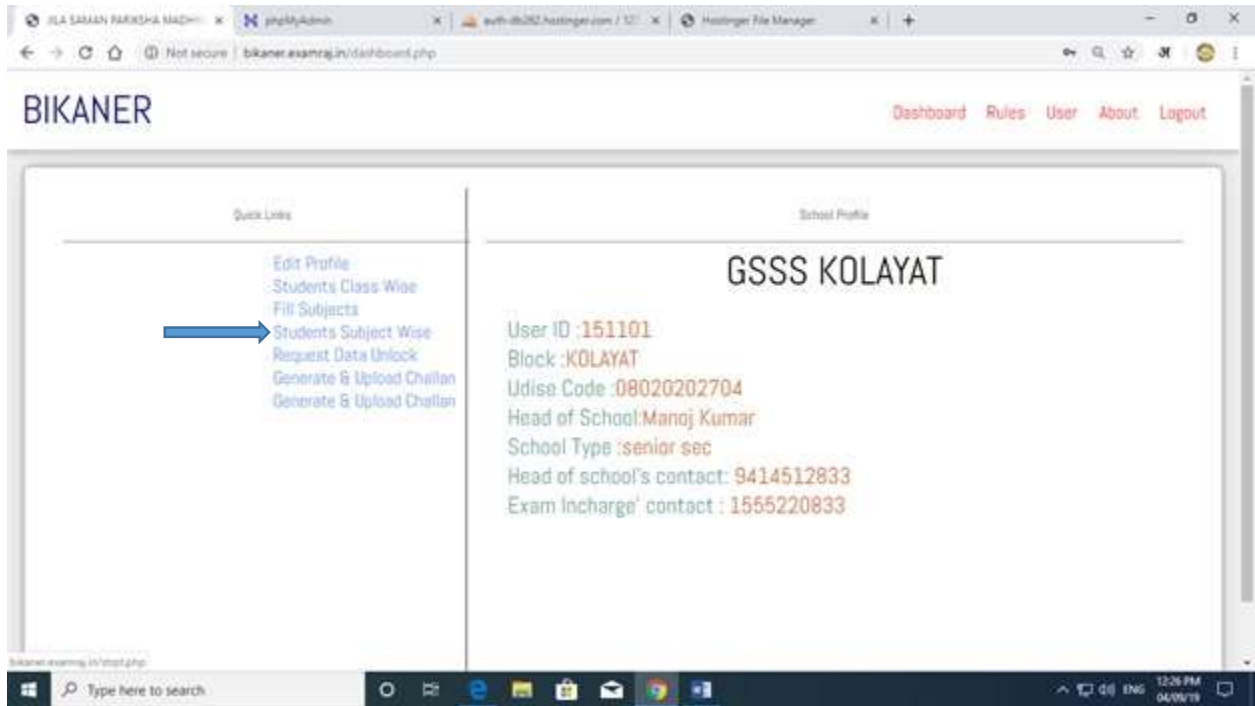
The Windows taskbar at the bottom shows the search bar with the text "Type here to search", several application icons, and the system tray with the date and time "12:34 PM (Mumbai)".

विद्यालय में संचालित विषय निम्न प्रकार प्रदर्शित होंगे, सुनिश्चित होने पर ही lock करें, क्योंकि आगे आप केवल उन्ही विषयों की विद्यार्थी संख्या भर पायेंगे जो यहाँ चयन किए गए हैं।

The screenshot displays a web application interface for Bikaner. The page title is "BIKANER" and the URL is "bikaner.examraj.in/subrpt.php". The interface shows a table with columns for Class, Subject, and a lock status. The table is divided into sections for Class 9 and Class 10. The subjects listed include Science, Maths, History, Geography, and English. The lock status is indicated by a lock icon. The interface includes a navigation menu with "Dashboard", "Log In", "Role", "User", and "About". The Windows taskbar is visible at the bottom, showing the time as 12:35 PM on 04/05/19.

Class	Subject	Lock Status
Class 9	Science	Lock
	Maths	Lock
Class 10	Science	Lock
	Maths	Lock
	History	Lock
	Geography	Lock
	English	Lock
Class 10	Science	Lock
	Maths	Lock
	History	Lock
	Geography	Lock
	English	Lock

पुनः Dashboard Students Subject Wise पर क्लिक करें।



निम्न स्क्रीन पर Edit No of Students पर क्लिक करें।

The screenshot displays a web application interface for Bikaner. The page title is "BIKANER" and the URL is "bikaner.examtaj.in/stno.php". The page content is organized into sections for different classes: Class 9, Class 10, and Class 12. Each class section lists subjects and their corresponding number of students. Below the table, there are two buttons: "Edit No. of students" and "Link Number of Students". The browser address bar shows "bikaner.examtaj.in/stno.php".

Class	No of Students
Class 9	Science
Class 9	Math
Class 10	Science
Class 10	Math
Class 12	PHYSICS
Class 12	CHEMISTRY
Class 12	BIOLOGY
Class 12	MATH
Class 12	ECONOMICS
Class 12	HINDI (A)
Class 12	ARTS
Class 12	PHYSICS
Class 12	CHEMISTRY
Class 12	BIOLOGY
Class 12	MATH
Class 12	ECONOMICS
Class 12	HINDI (A)
Class 12	ARTS

यहाँ आपको केवल वही विषय प्रदर्शित किए जायेंगे जो आपने विद्यालय के लिए चयन किए है। विद्यार्थी संख्या भरें। छात्र संख्या गलत भरे जाने पर site आगे नहीं चलेगी। विद्यार्थियों की संख्या उतनी ही होनी चाहिए जो आपने पूर्व में दर्शाई है जैसे कक्षा 9 की छात्र संख्या 15 है तो संस्कृत + उर्दू + पंजाबी + सिन्धी + गुजराती 15 ही होनी चाहिए। यही स्थिति कक्षा 11 व 12 की है। कक्षा 11 / 12 में 4 वैकल्पिक विषय वाले विद्यार्थी हैं तो नीचे बॉक्स उन विद्यार्थियों की संख्या अवश्य अंकित करें। यदि आपके विद्यालय में एक या दो विषयों में श्रेणी सुधार वाले विद्यार्थी अध्ययनरत हैं तो उनका उल्लेख न तो कुल छात्र संख्या में दर्ज और न ही यहाँ दर्ज करें।

BIKANER

Welcome 151181
Fill Number of students(Subject wise)

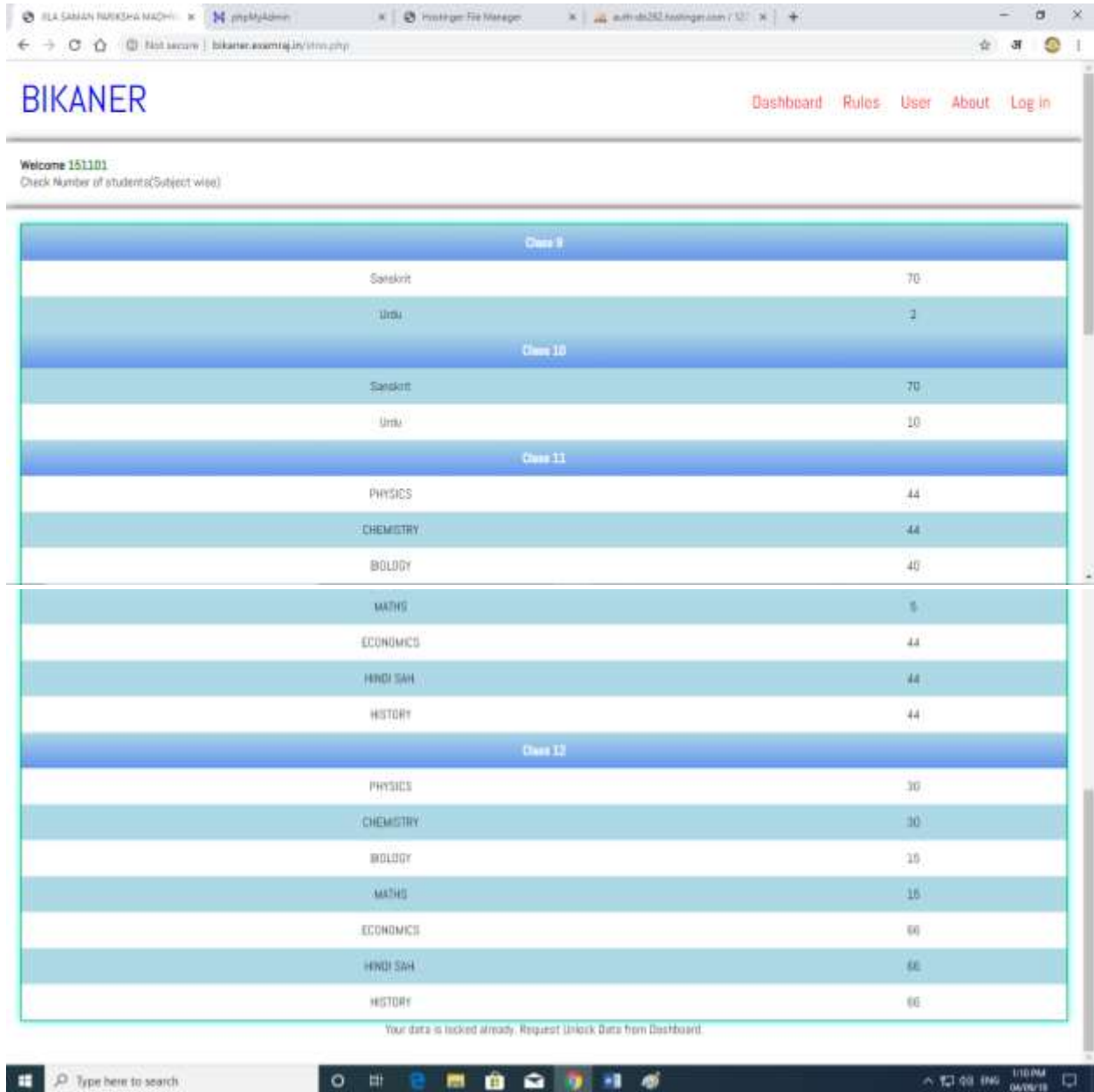
Class 9	
Sanskrit	<input type="text" value="76"/>
Urdu	<input type="text" value="2"/>
Class 10	
Sanskrit	<input type="text" value="76"/>
Urdu	<input type="text" value="18"/>
Class 11	
PHYSICS	<input type="text" value="44"/>
CHEMISTRY	<input type="text" value="44"/>
BIOLOGY	<input type="text" value="48"/>
CHEMISTRY	<input type="text" value="44"/>
BIOLOGY	<input type="text" value="48"/>
MATHS	<input type="text" value="5"/>
ECONOMICS	<input type="text" value="44"/>
HINDI/SAN	<input type="text" value="44"/>
HISTORY	<input type="text" value="44"/>
Class 12	
PHYSICS	<input type="text" value="30"/>
CHEMISTRY	<input type="text" value="30"/>
BIOLOGY	<input type="text" value="35"/>
MATHS	<input type="text" value="35"/>
ECONOMICS	<input type="text" value="44"/>
HINDI/SAN	<input type="text" value="44"/>
HISTORY	<input type="text" value="38"/>
* कृपया विषय वही रिफिलिंग की जाए।	
Class	4 General Subjects
Class - 11	<input type="text" value="1"/>
Class	4 General Subjects
Class - 12	<input type="text" value="0"/>

आश्वस्त होने पर विद्यार्थी संख्या lock करें।

The screenshot shows a web application interface for BIKANER. The page title is "BIKANER" and it includes navigation links for "Dashboard", "Rules", "User", "About", and "Log in". The user is logged in as "151101". The main content area displays a table of student counts for different classes and subjects. The table is organized into sections for Class 9, Class 10, Class 11, and Class 12. Each section lists subjects and their corresponding student counts. Below the table, there are two buttons: "Edit No. of students" and "Lock Number of Students".

Class	Subject	Number of Students
Class 9		
	Sanskrit	70
	Urdu	3
Class 10		
	Sanskrit	70
	Urdu	10
Class 11		
	PHYSICS	44
	CHEMISTRY	44
	BIOLOGY	40
	MATHS	5
	ECONOMICS	44
	HINDI SAH	44
	HISTORY	44
Class 12		
	PHYSICS	30
	CHEMISTRY	30
	BIOLOGY	15
	MATHS	15
	ECONOMICS	60
	HINDI SAH	60
	HISTORY	60

Locked विद्यार्थी संख्या प्रदर्शित हो रही है।



BIKANER

Dashboard Rules User About Log in

Welcome 151101
Check Number of students(Subject wise)

Class 9	
Sanskrit	70
Urdu	3

Class 10	
Sanskrit	70
Urdu	10

Class 11	
PHYSICS	44
CHEMISTRY	44
BIOLOGY	40

Class 12	
MATHS	5
ECONOMICS	44
HINDI SAH	44
HISTORY	44

Class 13	
PHYSICS	30
CHEMISTRY	30
BIOLOGY	15
MATHS	15
ECONOMICS	66
HINDI SAH	66
HISTORY	66

Your data is locked already. Request Unlock Data from Dashboard.

पुनः Dashboard से Generate Challan पर क्लिक करें।

The screenshot shows a web browser window with the URL bikaner.examraj.in/dashboard.php. The page title is "BIKANER". The navigation menu includes "Dashboard", "Rules", "User", "About", and "Logout". The main content area is divided into two sections: "Quick Links" and "School Profile".

Quick Links:


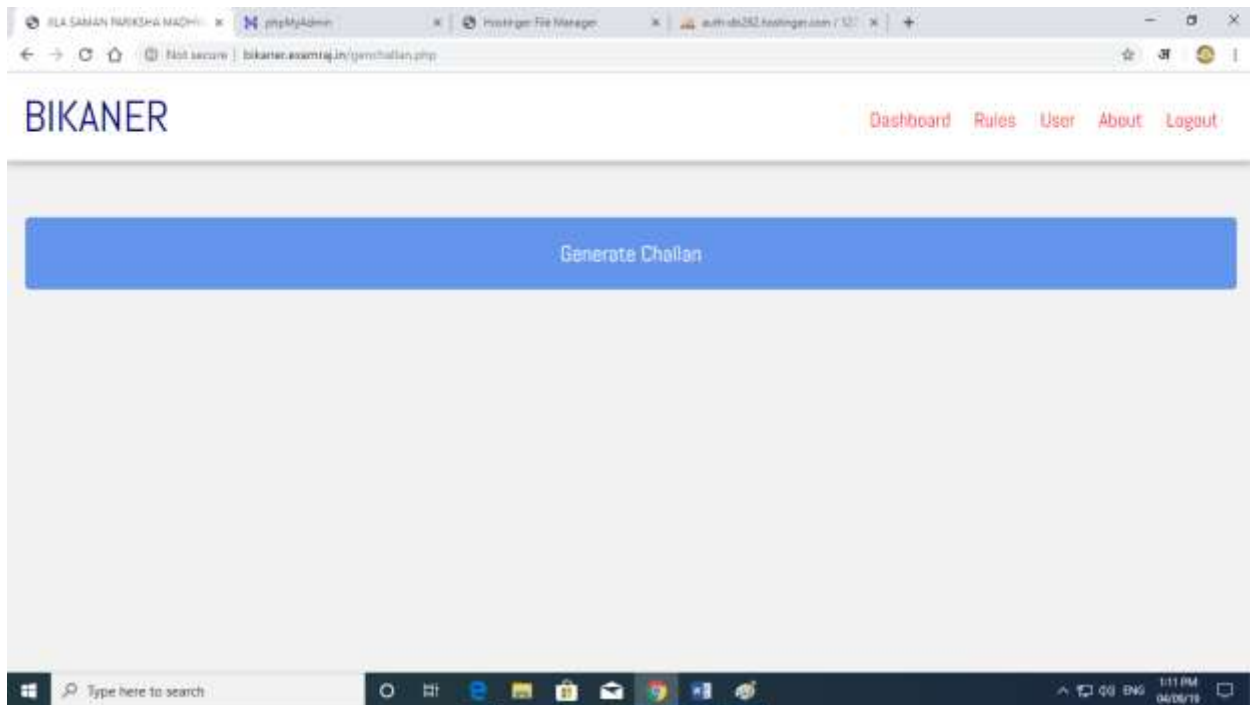
- [Edit Profile](#)
- [Students Class Wise](#)
- [Fill Subjects](#)
- [Students Subject Wise](#)
- [Request Data Unlock](#)
- [Generate & Upload Challan](#) (indicated by a blue arrow)
- [Student Enrollment Report](#)

School Profile:

GSSS KOLAYAT

User ID :151101
Block :KOLAYAT
Udise Code :08020202704
Head of School:Manoj Kumar
School Type :Sr. Secondary
Head of school's contact: [9414512833](tel:9414512833)
Exam Incharge' contact : [1555220833](tel:1555220833)

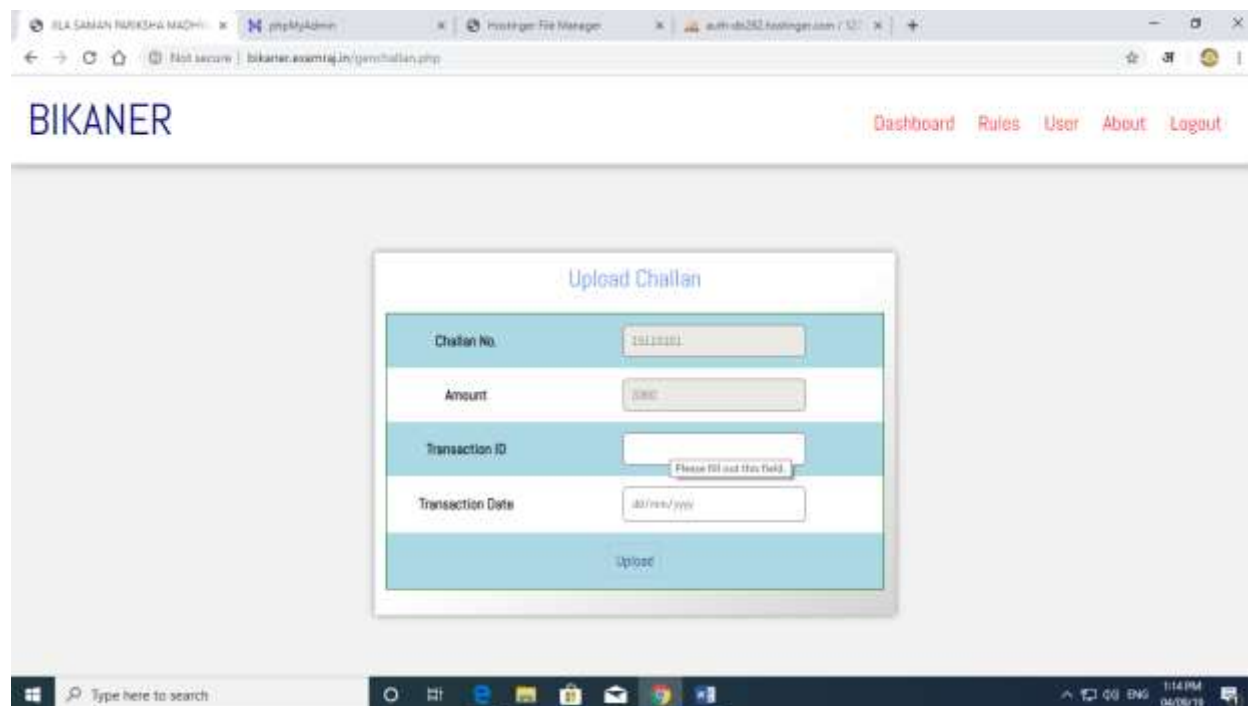
The Windows taskbar at the bottom shows the search bar "Search the web and Windows", several application icons, and the system tray with the time "11:57 AM" and date "06/09/2019".



चालान की एक कॉपी बैंक रखेगा, एक कॉपी आपके विद्यालय रेकॉर्ड की है और एक कॉपी प्रश्न पत्र

वितरण केंद्र पर जमा करायी जानी है। चालान की राशि बैंक में जमा कराने के पश्चात आपको TRANSACTION NO प्राप्त होंगे।

अब आप पुनः Generate Challan पर जाएंगे आपको निम्न स्क्रीन प्रदर्शित होगी। यहाँ TRANSACTION NO व TRANSACTION दिनांक भरी जानी है।



The screenshot shows a web browser window with the URL bikaner.easraj.in/genchallan.php. The page header includes the text "BIKANER" and navigation links for "Dashboard", "Rules", "User", "About", and "Logout". The main content area features a form titled "Upload Challan" with the following fields:

Upload Challan	
Challan No.	<input type="text" value="1011101"/>
Amount	<input type="text" value="1000"/>
Transaction ID	<input type="text" value="Please fill out this field"/>
Transaction Date	<input type="text" value="dd/mm/yyyy"/>
<input type="button" value="Upload"/>	

अंत में Paper Summary download कर चालान की प्रति के साथ प्रश्न पत्र वितरण केंद्र पर जमा करायी जानी है। एक प्रति विद्यालय रेकॉर्ड के लिए सुरक्षित रखें।

The screenshot shows a web browser window with the URL `bikaner.examraj.in/genchallan.php`. The page header includes the logo 'BIKANER' and navigation links: 'Dashboard', 'Rules', 'User', 'About', and 'Logout'. The main content area features a form titled 'Upload Challan' with the following fields:

Upload Challan	
Challan No.	<input type="text" value="15110101"/>
Amount	<input type="text" value="3380"/>
Transaction ID	<input type="text" value="12345"/>
Transaction Date	<input type="text" value="05/09/2019"/>
<input type="button" value="Upload"/>	
<input type="button" value="Download Paper Summary"/>	

The Windows taskbar at the bottom shows the search bar 'Search the web and Windows', system tray icons, and the date/time '12:20 PM 06/09/2019'.

PaperSummary (4).pdf - Foxit Reader

File Home Comment View Form Protect Share Connect Help Extras Tell me what you want to do... Find

Hand Select Snapshot Clipboard Actual Size Fit Page Fit Width Reflow Rotate Left Rotate Right Typewriter Highlight From File PDF Sign Link Bookmark File Attachment Image Annotation Audio & Video

Start PaperSummary (4).pdf x

JILA SAMAN PARIKSHA MADHYAMIK BIKANER
GSSS KOLAYAT
Required Papers

Challan No.: 15110101 Transaction No.: 12345 Amount: 3360 Date: 2019-09-05

Class 9th	English	Hindi	Mathematics	Science	Social Sc.	H & P. ED.	IT	SUS	SANSKRIT	URDU	PANJABI	Sindhi	Gujrati					
	72	72	72	72	72	72	72	72	70	2	0	0	0					
Class 10th	English	Hindi	Mathematics	Science	Social Sc.	H & P. ED.	IT	SUS	SANSKRIT	URDU	PANJABI	Sindhi	Gujrati					
	80	80	80	80	80	80	80	80	70	10	0	0	0					
Class 11th	ENG COMP	HN COMP	SUS	PHYSICS	CHEMISTRY	BIOLOGY	MATHS	AGR. SC	AGR. CHEM	AGR. BIO	ACCOUNTS	BUSS. ST.	COMP. SC.	TYPE HN	TYPE ENG	ECONOMICS	HINDI SAH.	
	88	88	88	88	88	44	45	0	0	0	0	0	0	0	0	0	0	0
	URDU SAH	RAJ. SAH	BANSK. LIT	ENGL. LIT	PUNJABI LIT	HISTORY	POL. SC.	PUB. ADM.	DRAWING	SOCIOLOGY	GEOGRAPHY	HOME SC.	MUSIC	JIVAN KAUSHAL				
	0	0	0	0	0	0	0	0	0	0	0	0	0	0	88			
Class 12th	ENG COMP	HN COMP	SUS	PHYSICS	CHEMISTRY	BIOLOGY	MATHS	AGR. SC	AGR. CHEM	AGR. BIO	ACCOUNTS	BUSS. ST.	COMP. SC.	TYPE HN	TYPE ENG	ECONOMICS	HINDI SAH.	
	96	96	96	96	96	51	46	0	0	0		0	0	0	0	0	0	0
	URDU SAH	RAJ. SAH	BANSK. LIT	ENGL. LIT	PUNJABI LIT	HISTORY	POL. SC.	PUB. ADM.	DRAWING	SOCIOLOGY	GEOGRAPHY	HOME SC.	MUSIC					
	0	0	0	0	0	0	0	0	0	0	0	0	0					

1/1 84.49% 11:51 AM 06/09/2019

अभ्यास के लिये यहाँ क्लिक करें

test.examraj.in

धन्यवाद